

Hamid Fabrics Limited

Statement of Financial Position


As on March 31, 2016

(Provisional & Un-Audited)

	31-03-2016 Amount in Taka	30-06-2015 Amount in Taka
ASSETS		
Non-Current Assets:		
Property, Plant and Equipment	3,063,896,720	2,064,230,832
Intangible Assets	2,334,720	2,918,400
Investment	27,722,721	27,414,515
	3,093,954,161	2,094,563,747
Current Assets:		
Trade Debtors	1,009,611,365	1,272,879,885
Advances, Deposits and Prepayments	217,760,473	249,552,102
Inventories	392,185,040	409,352,180
Cash and Cash Equivalents	50,133,542	356,154,498
	1,669,690,420	2,287,938,664
Total Assets	4,763,644,581	4,382,502,412
EQUITY AND LIABILITIES		
Shareholders' Equity:		
Share Capital	910,573,120	867,212,500
Share Premium	973,600,000	973,600,000
Revaluation Reserves	704,537,025	704,537,025
Retained Earnings	849,960,228	886,528,641
	3,438,670,373	3,431,878,166
Non-Current Liabilities:		
Loans and Borrowings - Net off Current Maturity	477,037,555	129,296,559
Deferred Tax Liabilities	49,211,068	49,281,983
Provision for Gratuity	32,013,497	29,673,039
	558,262,120	208,251,581
Current Liabilities:		
Loans and Borrowings - Current Maturity	149,546,057	28,341,449
Lease - Current Maturity	667,619	-
Short Term Loans and Borrowings	354,804,400	471,170,775
Trade Creditors	139,878,146	113,002,255
Others Payable	55,647,067	76,041,678
Income Tax Provision	66,168,800	53,816,509
	766,712,088	742,372,665
Total Shareholders' Equity and Liabilities	4,763,644,581	4,382,502,412
Net Assets Value Per Share	37.76	39.57
Diluted Net Assets Value Per Share	37.76	37.69


Chairman


Managing Director


Director


Company Secretary



Chief Financial Officer

Dated: April 13, 2016

Dhaka


Hamid Fabrics Limited
Statement of Comprehensive Income
For Nine months ended on March 31, 2016
(Provisional & Un-Audited)

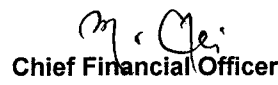
	01-07-2015 to 31-03-2016	01-07-2014 to 31-03-2015	01-01-2016 to 31-03-2016	01-01-2015 to 31-03-2015
	<u>Amount in Taka</u>	<u>Amount in Taka</u>	<u>Amount in Taka</u>	<u>Amount in Taka</u>
Revenue	1,028,023,806	1,343,352,014	439,225,049	402,541,250
Cost of Goods Sold	(726,337,665)	(993,443,530)	(318,526,006)	(309,522,952)
Gross Profit	301,686,141	349,908,484	120,699,043	93,018,298
Operating Expenses				
Administrative Expenses	(122,677,242)	(142,076,364)	(44,234,305)	(39,697,988)
Selling and Distribution Expenses	(16,563,675)	(25,107,444)	(5,266,854)	(5,493,203)
	<u>(139,240,917)</u>	<u>(167,183,808)</u>	<u>(49,501,159)</u>	<u>(45,191,191)</u>
Operating Profit	162,445,224	182,724,676	71,197,884	47,827,107
Finance Costs	(95,998,606)	(96,861,688)	(52,102,011)	(22,380,028)
Contribution to WPPF	(4,117,430)	(5,637,157)	(1,120,335)	(1,212,406)
	<u>(100,116,036)</u>	<u>(102,498,845)</u>	<u>(53,222,345)</u>	<u>(23,592,434)</u>
	62,329,188	80,225,832	17,975,539	24,234,673
Non-Operating Income/(Loss)	20,019,420	32,517,300	4,431,154	13,440
Net Profit Before Tax	82,348,608	112,743,132	22,406,693	24,248,113
Income Tax Provision				
Provision for Current Tax	(12,352,291)	(7,340,720)	(3,361,004)	(3,066,467)
Provision for Deferred Tax	70,915	849,709	516,082	3,184,647
	<u>(12,281,376)</u>	<u>(6,491,010)</u>	<u>(2,844,922)</u>	<u>118,180</u>
Net Profit for the Period	70,067,232	106,252,121	19,561,771	24,366,293
Earning Per Share (Par value Tk.10/=)	0.77	1.23	0.21	0.28
Diluted Earning Per Share (Par value Tk.10/=)	0.77	1.17	0.21	0.27


 Chairman


 Managing Director


 Director


 Company Secretary


 Chief Financial Officer

Dated: April 13, 2016
 Dhaka

Hamid Fabrics Limited

Statement of Changes in Equity

As on March 31, 2016

(Provisional & Un-Audited)

Amount in Taka

Particulars	Share Capital	Share Premium	Revaluation Reserve	Proposed Dividend	Retained Earnings	Total Taka
Balance as at July 01, 2015	867,212,500	973,600,000	704,537,025	-	886,528,641	3,431,878,166
Profit for the Period	-	-	-	-	70,067,232	70,067,232
Stock Dividend	43,360,620				(43,360,620)	-
Cash Dividend					(63,275,025)	(63,275,025)
Balance as at March 31, 2016	910,573,120	973,600,000	704,537,025	-	849,960,228	3,438,670,373

Statement of Changes in Equity

As on March 31, 2015

Amount in Taka

Particulars	Share Capital	Share Premium	Revaluation Reserve	Proposed Dividend	Retained Earnings	Total Taka
Balance as at July 01, 2014	488,375,000	223,600,000	711,588,870	-	861,097,722	2,284,661,592
Profit for the Period	-	-	-	-	106,252,121	106,252,121
IPO Share Issue	300,000,000	750,000,000				1,050,000,000
Stock Dividend	78,837,500				(78,837,500)	-
Cash Dividend					(38,353,488)	(38,353,488)
Depreciation adjustment of Revaluation Assets			(2,916,045)			(2,916,045)
Balance as at March 31, 2015	867,212,500	973,600,000	708,672,825	-	850,158,856	3,399,644,181

Net Assets Value Per Share as on 31-03-2016 37.76

Diluted Assets Value Per Share as on 31-03-2016 37.76

Net Assets Value Per Share as on 31-03-2015 39.20

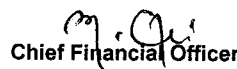
Diluted Assets Value Per Share as on 31-03-2015 37.34


Chairman


Managing Director


Director


Company Secretary


Chief Financial Officer


Dated: April 13, 2016
Dhaka

4/4

Hamid Fabrics Limited
Statement of Cash Flows
 For Nine months ended on March 31, 2016
 (Provisional & Un-Audited)

	01-07 2015 to 31-03-2016	01-07 2014 to 31-03-2015
	Amount in Taka	Amount in Taka
Cash Flows from Operating Activities		
Cash Receipts from Customers & Others	1,311,311,747	1,527,503,442
Cash Paid to Suppliers & Others	(619,960,657)	(1,178,335,548)
Cash Paid to Employees	(158,094,659)	(138,719,562)
Cash Generated from Operations	533,256,430	210,448,332
Interest Paid	(95,998,606)	(96,861,688)
Net Cash Flows from Operating Activities	437,257,825	113,586,644
Cash Flows from Investing Activities		
Acquisition of Property, Plant and Equipment	(1,032,942,397)	(434,783,020)
Disposal of Property, Plant and Equipment	-	15,000,000
Realisation from Investment (FDR)	(308,206)	80,389,788
Net Cash Flows from Investing Activities	(1,033,250,603)	(339,393,232)
Cash Flows from Financing Activities		
Share Money Deposit	-	1,050,000,000
(Decrease) in Long Term Borrowings	469,613,223	(211,823,049)
Increase in Short Term Borrowing	354,804,400	442,595,251
(Decrease) in Short Term Borrowing	(471,170,775)	(598,105,090)
Dividend paid	(63,275,025)	(38,353,488)
Net Cash Flows from Financing Activities	289,971,823	644,313,624
Net Cash Flows from Operating, Investing & Financing Activities	(306,020,956)	418,507,036
Cash and Cash Equivalent as at July 01,	356,154,498	8,021,442
Cash and Cash Equivalents as at March 31,	50,133,542	426,528,478
Net Operating Cash Flow per Share	4.80	1.31
Diluted Operating Cash Flow per Share	4.80	1.25


- i) The Shareholders of the Company approved 15% Cash dividend for General Shareholders only and 5% Stock Dividend for all Shareholders in the 21st Annual General Meeting held on December 28, 2015 which were paid accordingly.
- ii) Same Accounting Policies were followed as per Financial Statements for the year ended June 30, 2015.
- iii) Unit-1 (Weaving Unit) of the Company is under Renovation for which production and sales reduced.
- iv) The Shareholders extended Project Implementation Schedule as mentioned in the IPO Prospectus, considering the existing implementation status, up to 30 June 2016 in the AGM mentioned above.


Chairman


Managing Director


Director


Company Secretary


Chief Financial Officer

Dated: April 13, 2016
Dhaka