

3/4


# Hamid Fabrics Limited

Statement of Financial Position


As on September 30, 2015

(Provisional & Un-Audited)


	30-09-2015 Amount in Taka	30-06-2015 Amount in Taka
<b>ASSETS</b>		
<b>Non-Current Assets:</b>		
Property, Plant and Equipment	2,399,429,948	2,064,230,832
Intangible Assets	2,918,400	2,918,400
Investment	27,414,516	27,414,515
	<b>2,429,762,864</b>	<b>2,094,563,747</b>
<b>Current Assets:</b>		
Trade Debtors	1,232,979,309	1,272,879,885
Advances, Deposits and Prepayments	313,479,604	249,552,102
Inventories	396,917,143	409,352,180
Cash and Cash Equivalents	295,422,264	356,154,498
	<b>2,238,798,320</b>	<b>2,287,938,664</b>
<b>Total Assets</b>	<b>4,668,561,184</b>	<b>4,382,502,412</b>
<b>EQUITY AND LIABILITIES</b>		
<b>Shareholders' Equity:</b>		
Share Capital	867,212,500	867,212,500
Share Premium	973,600,000	973,600,000
Revaluation Reserves	704,537,025	704,537,025
Retained Earnings	917,358,206	886,528,641
	<b>3,462,707,731</b>	<b>3,431,878,166</b>
<b>Non-Current Liabilities:</b>		
Loan & Borrowings - Net off Current Maturity	374,576,430	129,296,559
Lease - Net off Current Maturity	-	-
Deferred Tax Liabilities	48,741,797	49,281,983
Provision for Gratuity	29,942,348	29,673,039
	<b>453,260,575</b>	<b>208,251,581</b>
<b>Current Liabilities:</b>		
Loans and Borrowings - Current Maturity	28,341,449	28,341,449
Lease - Current Maturity	-	-
Short Term Loans and Borrowings	409,695,899	471,170,775
Trade Creditors	159,140,986	113,002,255
Other Payables	96,252,851	76,041,678
Income Tax Provision	59,161,694	53,816,509
	<b>752,592,878</b>	<b>742,372,665</b>
<b>Total Shareholders' Equity and Liabilities</b>	<b>4,668,561,184</b>	<b>4,382,502,412</b>
<b>Net Assets Value Per Share</b>	<b>39.93</b>	<b>39.57</b>

  
Chairman

  
Managing Director

  
Director


  
Company Secretary

  
Chief Financial Officer


Date: November 11, 2015  
Dhaka

**Hamid Fabrics Limited**  
**Statement of Comprehensive Income**  
**For the 1st quarter ended September 30, 2015**  
**(Provisional & Un-Audited)**

	<u>30-09-2015</u> <u>Amount in Taka</u>	<u>30-09-2014</u> <u>Amount in Taka</u>
Revenue	328,530,301	563,827,566
Cost of Goods Sold	(234,443,872)	(393,840,116)
<b>Gross Profit</b>	<b>94,086,429</b>	<b>169,987,450</b>
<b>Operating Expenses</b>		
Administrative Expenses	(41,130,904)	(39,374,811)
Selling and Distribution Expenses	(3,617,123)	(10,046,803)
	<b>(44,748,027)</b>	<b>(49,421,614)</b>
<b>Operating Profit</b>	<b>49,338,402</b>	<b>120,565,836</b>
Finance Costs	(16,301,926)	(43,496,254)
Contribution to WPPF	(1,781,728)	(3,815,770)
	<b>(18,083,654)</b>	<b>(47,312,024)</b>
	<b>31,254,748</b>	<b>73,253,812</b>
Non-Operating Income	4,379,817	3,061,585
<b>Net Profit Before Tax</b>	<b>35,634,565</b>	<b>76,315,397</b>
<b>Income Tax Provision</b>		
Provision for Current Tax	(5,345,185)	(11,447,310)
Provision for Deferred Tax	540,185	(3,318,718)
	<b>(4,805,000)</b>	<b>(14,766,028)</b>
<b>Net Profit for the Period</b>	<b>30,829,565</b>	<b>61,549,369</b>
<b>Earning Per Share (Par value Tk.10/=)</b>	<b>0.36</b>	<b>1.26</b>

  
Chairman

  
Managing Director

  
Director

  
Company Secretary

  
Chief Financial Officer

Date: November 11, 2015  
Dhaka

# Hamid Fabrics Limited

## Statement of Changes in Equity

As on September 30, 2015

(provisional & Un-Audited)

Particulars	Share Capital	Share Premium	Revaluation Reserve	Proposed Dividend	Retained Earnings	Total Taka
Balance as at July 01, 2015	867,212,500	973,600,000	704,537,025	-	886,528,641	3,431,878,166
Profit for the Period	-	-	-	-	30,829,565	30,829,565
Balance as at September 30, 2015	867,212,500	973,600,000	704,537,025	-	917,358,206	3,462,707,731

## Statement of Changes in Equity

As on September 30, 2014

Particulars	Share Capital	Share Premium	Revaluation Reserve	Proposed Dividend	Retained Earnings	Total Taka
Balance as at July 01, 2014	488,375,000	223,600,000	711,588,871	-	861,097,721	2,284,661,592
Profit for the Period	-	-	-	-	61,549,369	61,549,369
Balance as at September 30, 2014	488,375,000	223,600,000	711,588,871	-	922,647,090	2,346,210,961

Net Assets Value Per Share as on 30-09-2015

Net Assets Value Per Share as on 30-09-2014

39.93

48.04

*[Signature]*  
Chairman

*[Signature]*  
Managing Director

*[Signature]*  
Director

*[Signature]*  
Company Secretary

*[Signature]*  
Chief Financial Officer


Date: November 11, 2015  
Dhaka

**Hamid Fabrics Limited**  
**Statement of Cash Flows**  
**For the 1st quarter ended September 30, 2015**  
**(Provisional & Un-Audited)**

	30-09-2015 <u>Amount in Taka</u>	30-09-2014 <u>Amount in Taka</u>
<b>Cash Flows from Operating Activities</b>		
Cash Receipts from Customers	372,810,694	524,365,500
Cash Paid to Suppliers & Others	(186,202,340)	(418,955,340)
Cash Paid to Employees	(68,530,159)	(51,580,937)
Cash Generated from Operations	118,078,195	53,829,223
Interest Paid	(16,301,926)	(43,496,254)
<b>Net Cash Flows from Operating Activities</b>	<u>101,776,269</u>	<u>10,332,969</u>
<b>Cash Flows from Investing Activities</b>		
Acquisition of Property, Plant and Equipment	(346,313,498)	(2,730,237)
Realisation/(Acquisition) of Investment (FDR)	-	30,000,000
<b>Net Cash Flows from Investing Activities</b>	<u>(346,313,498)</u>	<u>27,269,763</u>
<b>Cash Flows from Financing Activities</b>		
Increase/(Decrease) in Long Term Borrowings	245,279,871	(78,593,819)
Increase in Short Term Borrowing	409,695,899	643,536,516
(Decrease) in Short Term Borrowing	(471,170,775)	(598,105,090)
<b>Net Cash Flows from Financing Activities</b>	<u>183,804,995</u>	<u>(33,162,393)</u>
<b>Net Cash Flows from Operating, Investing &amp; Financing Activities</b>	(60,732,234)	4,440,339
Opening Cash and Cash Equivalent	356,154,498	8,021,442
<b>Closing Cash and Cash Equivalents</b>	<u>295,422,264</u>	<u>12,461,781</u>
 <b>Net Operating Cash Flow per Share</b>	 <u>1.17</u>	 <u>0.21</u>

**Notes to Accounts:-**

- iii) Same Accounting Policies were followed as per Financial Statements for the year ended June 30, 2015.
- iv) Unit-1 (Weaving Unit) of the Company is under Renovation for which production and sales reduced compared to the comparative financial position

  
Chairman

  
Managing Director

  
Director

  
Company Secretary

  
Chief Financial Officer

Date: November 11, 2015  
Dhaka