

1/4

# Hamid Fabrics Limited

Statement of Financial Position

As on September 30, 2016

**(Provisional & Un-Audited)**

	<u>30-09-2016</u> <u>Amount in Taka</u>	<u>30-06-2016</u> <u>Amount in Taka</u>
<b>ASSETS</b>		
<b>Non-Current Assets:</b>		
Property, Plant and Equipment	3,263,910,343	3,239,890,003
Intangible Assets	2,334,720	2,334,720
Investment	28,852,701	28,852,701
	<b>3,295,097,764</b>	<b>3,271,077,424</b>
<b>Current Assets:</b>		
Trade Debtors	729,567,553	894,087,274
Advances, Deposits and Prepayments	145,959,676	101,701,872
Inventories	483,488,599	479,700,776
Cash and Cash Equivalents	31,618,953	26,401,619
	<b>1,390,634,781</b>	<b>1,501,891,541</b>
<b>Total Assets</b>	<b><u>4,685,732,545</u></b>	<b><u>4,772,968,965</u></b>
<b>EQUITY AND LIABILITIES</b>		
<b>Shareholders' Equity:</b>		
Share Capital	910,573,120	910,573,120
Share Premium	973,600,000	973,600,000
Revaluation Reserves	697,837,771	697,837,771
Retained Earnings	902,803,838	878,738,399
	<b>3,484,814,729</b>	<b>3,460,749,290</b>
<b>Non-Current Liabilities:</b>		
Loan & Borrowings - Net off Current Maturity	525,619,229	515,246,540
Deferred Tax Liabilities	46,158,200	46,158,201
Provision for Gratuity	33,662,596	32,673,956
	<b>605,440,025</b>	<b>594,078,697</b>
<b>Current Liabilities:</b>		
Loans and Borrowings - Current Maturity	115,684,692	132,427,223
Lease - Current Maturity	227,865	450,178
Short Term Loans and Borrowings	268,356,394	292,246,067
Trade Creditors	86,939,130	130,017,146
Other Payables	66,915,120	109,892,615
Income Tax Provision	57,354,590	53,107,749
	<b>595,477,791</b>	<b>718,140,978</b>
<b>Total Shareholders' Equity and Liabilities</b>	<b><u>4,685,732,545</u></b>	<b><u>4,772,968,965</u></b>
<b>Net Assets Value Per Share</b>	<b><u>38.27</u></b>	<b><u>38.01</u></b>

*[Signature]*  
Chairman

*[Signature]*  
Managing Director

*[Signature]*  
Director

*[Signature]*  
Company Secretary

*[Signature]*  
Chief Financial Officer

Date: November 13, 2016  
Dhaka



**Hamid Fabrics Limited**  
**Statement of Comprehensive Income**  
**For the 1st quarter ended September 30, 2016**  
**(Provisional & Un-Audited)**

	30-09-2016 Amount in Taka	30-09-2015 Amount in Taka
<b>Revenue</b>	317,815,452	328,530,301
Cost of Goods Sold	(223,340,433)	(234,443,872)
<b>Gross Profit</b>	94,475,019	94,086,429
<b>Operating Expenses</b>		
Administrative Expenses	(40,527,703)	(41,130,904)
Selling and Distribution Expenses	(4,860,171)	(3,617,123)
	<u>(45,387,874)</u>	<u>(44,748,027)</u>
<b>Operating Profit</b>	49,087,145	49,338,402
Finance Costs	(20,160,534)	(16,301,926)
Contribution to WPPF	(1,415,614)	(1,781,728)
	<u>(21,576,148)</u>	<u>(18,083,654)</u>
	27,510,997	31,254,748
Non-Operating Income	801,284	4,379,817
<b>Net Profit Before Tax</b>	28,312,281	35,634,565
<b>Income Tax Provision</b>		
Provision for Current Tax	(4,246,842)	(5,345,185)
Provision for Deferred Tax	-	540,185
	<u>(4,246,842)</u>	<u>(4,805,000)</u>
<b>Net Profit for the Period</b>	24,065,439	30,829,565
<b>Earning Per Share (Par value Tk.10/=)</b>	<u>0.26</u>	<u>0.36</u>

*[Signature]*  
Chairman

*[Signature]*  
Managing Director

*[Signature]*  
Director

*[Signature]*  
Company Secretary

*[Signature]*  
Chief Financial Officer

Date: November 13, 2016  
Dhaka



# Hamid Fabrics Limited

Statement of Changes in Equity

As on September 30, 2016

(provisional & Un-Audited)

Particulars	Amount in Taka					
	Share Capital	Share Premium	Revaluation Reserve	Proposed Dividend	Retained Earnings	Total Taka
Balance as at July 01, 2016	910,573,120	973,600,000	697,837,771	-	878,738,399	3,460,749,290
Profit for the Period	-	-	-	-	24,065,439	24,065,439
Balance as at September 30, 2016	910,573,120	973,600,000	697,837,771	-	902,803,838	3,484,814,729

## Statement of Changes in Equity

As on September 30, 2015

Particulars	Amount in Taka					
	Share Capital	Share Premium Account	Revaluation Reserve	Proposed Dividend	Retained Earnings	Total Taka
Balance as at July 01, 2015	867,212,500	973,600,000	704,537,025	-	886,528,641	3,431,878,166
Profit for the Period	-	-	-	-	30,829,565	30,829,565
Balance as at September 30, 2015	867,212,500	973,600,000	704,537,025	-	917,358,206	3,462,707,731

Net Assets Value Per Share as on 30-09-2016

Net Assets Value Per Share as on 30-09-2015

38.27

39.93


*Shamjid*  
Chairman

*Asim*  
Company Secretary

*Abdul Wahab*  
Managing Director

*Sulaiman Mahmood*  
Director

*M. J. J.*  
Chief Financial Officer



Date: November 13, 2016  
Dhaka






3/4

**Hamid Fabrics Limited**  
**Statement of Cash Flows**  
**For the year ended September 30, 2016**  
**(Provisional & Un-Audited)**

	30-09-2016 Amount in Taka	30-09-2015 Amount in Taka
<b>Cash Flows from Operating Activities</b>		
Cash Receipts from Customers	483,136,457	372,810,694
Cash Paid to Suppliers & Others	(317,789,389)	(186,202,340)
Cash Paid to Employees	(72,347,338)	(68,530,159)
<b>Cash Generated from Operations</b>	<b>92,999,730</b>	<b>118,078,195</b>
Interest Paid	(20,160,534)	(16,301,926)
<b>Net Cash Flows from Operating Activities</b>	<b>72,839,196</b>	<b>101,776,269</b>
<b>Cash Flows from Investing Activities</b>		
Acquisition of Property, Plant and Equipment	(37,140,034)	(346,313,498)
Realisation/(Acquisition) of Investment (FDR)	-	-
<b>Net Cash Flows from Investing Activities</b>	<b>(37,140,034)</b>	<b>(346,313,498)</b>
<b>Cash Flows from Financing Activities</b>		
Increase/(Decrease) in Long Term Borrowings	(6,592,155)	245,279,871
Increase in Short Term Borrowing	268,356,394	409,695,899
(Decrease) in Short Term Borrowing	(292,246,067)	(471,170,775)
<b>Net Cash Flows from Financing Activities</b>	<b>(30,481,828)</b>	<b>183,804,995</b>
<b>Net Cash Flows from Operating, Investing &amp; Financing Activities</b>	<b>5,217,334</b>	<b>(60,732,234)</b>
Opening Cash and Cash Equivalent	26,401,619	356,154,498
<b>Closing Cash and Cash Equivalents</b>	<b>31,618,953</b>	<b>295,422,264</b>
<b>Net Operating Cash Flow per Share</b>	<b>0.80</b>	<b>1.17</b>

**Notes to Accounts:-**

i) Same Accounting Policies were followed as per Financial Statements for the year ended June 30, 2016.

 Chairman  
 Managing Director  
 Director  
 Company Secretary  
 Chief Financial Officer

Date: November 13, 2016  
 Dhaka

