

1/4

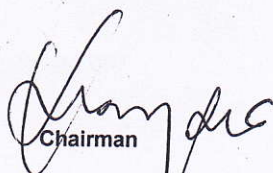
# Hamid Fabrics Limited

Statement of Financial Position

As on December 31, 2016


(Provisional & Un-Audited)

	31-12-2016 Amount in Taka	30-06-2016 Amount in Taka
<b>ASSETS</b>		
<b>Non-Current Assets:</b>		
Property, Plant and Equipment	3,280,214,468	3,239,890,003
Intangible Assets	2,101,248	2,334,720
Investment	28,852,701	28,852,701
	<b>3,311,168,417</b>	<b>3,271,077,424</b>
<b>Current Assets:</b>		
Trade Debtors	829,191,442	894,087,274
Advances, Deposits and Prepayments	108,611,293	101,701,872
Inventories	486,062,276	479,700,776
Cash and Cash Equivalents	20,870,624	26,401,619
	<b>1,444,735,635</b>	<b>1,501,891,541</b>
<b>Total Assets</b>	<b>4,755,904,052</b>	<b>4,772,968,965</b>
<b>EQUITY AND LIABILITIES</b>		
<b>Shareholders' Equity:</b>		
Share Capital	910,573,120	910,573,120
Share Premium	973,600,000	973,600,000
Revaluation Reserves	697,837,771	697,837,771
Retained Earnings	932,937,397	878,738,399
	<b>3,514,948,288</b>	<b>3,460,749,290</b>
<b>Non-Current Liabilities:</b>		
Loan & Borrowings - Net off Current Maturity	487,031,158	515,246,540
Lease - Net off Current Maturity	4,017,984	-
Deferred Tax Liabilities	47,903,853	46,158,201
Provision for Gratuity	34,840,483	32,673,956
	<b>573,793,478</b>	<b>594,078,697</b>
<b>Current Liabilities:</b>		
Loans and Borrowings - Current Maturity	142,022,245	132,427,223
Lease - Current Maturity	-	450,178
Short Term Loans and Borrowings	283,107,143	292,246,067
Trade Creditors	93,408,309	130,017,146
Other Payables	85,644,255	109,892,615
Income Tax Provision	62,980,334	53,107,749
	<b>667,162,286</b>	<b>718,140,978</b>
<b>Total Shareholders' Equity and Liabilities</b>	<b>4,755,904,052</b>	<b>4,772,968,965</b>
<b>Net Assets Value Per Share</b>	<b>38.60</b>	<b>38.01</b>

  
Chairman

  
Managing Director

  
Director

  
Company Secretary


  
Chief Financial Officer



Dated: January 30, 2017  
Dhaka

**Hamid Fabrics Limited**  
Statement of Comprehensive Income  
For Six months ended on December 31, 2016  
(Provisional & Un-Audited)

	01-07 2016 to 31-12-2016 Amount in Taka	01-07 2015 to 31-12-2015 Amount in Taka	01-10 2016 to 31-12-2016 Amount in Taka	01-10 2015 to 31-12-2015 Amount in Taka
Revenue	622,294,239	588,798,757	304,478,787	260,268,456
Cost of Goods Sold	(414,391,061)	(407,811,659)	(191,050,628)	(173,367,787)
Gross Profit	207,903,178	180,987,098	113,428,159	86,900,669
Operating Expenses				
Administrative Expenses	(87,834,917)	(78,442,937)	(47,307,214)	(37,312,033)
Selling and Distribution Expenses	(9,995,271)	(11,296,821)	(5,135,100)	(7,679,698)
Operating Profit	110,072,990	91,247,340	60,985,845	41,908,938
Finance Costs	(45,919,210)	(43,896,595)	(25,758,676)	(27,594,669)
Contribution to WPPF	(3,290,862)	(2,997,096)	(1,875,248)	(1,215,368)
	(49,210,072)	(46,893,691)	(27,633,924)	(28,810,037)
Non-Operating Income	60,862,918	44,353,649	33,351,921	13,098,902
Net Profit Before Tax	4,954,316	15,588,266	4,153,032	11,208,449
	65,817,234	59,941,915	37,504,953	24,307,351
Income Tax Provision				
Provision for Current Tax	(9,872,585)	(8,991,287)	(5,625,743)	(3,646,103)
Provision for Deferred Tax	(1,745,652)	(445,167)	(1,745,652)	(985,352)
	(11,618,237)	(9,436,455)	(7,371,395)	(4,631,455)
Net Profit for the Period	54,198,998	50,505,461	30,133,559	19,675,896
Earning Per Share (Par value Tk.10/=)	0.60	0.58	0.33	0.23
Diluted Earning Per Share (Par value Tk.10/=)	0.60	0.55	0.33	0.22

  
Chairman

  
Managing Director

  
Director

  
Company Secretary

  
Chief Financial Officer

Dated: January 30, 2017  
Dhaka





## Hamid Fabrics Limited

Statement of Changes in Equity

As on December 31, 2016

(Provisional & Un-Audited)

Particulars	Amount in Taka				
	Share Capital	Share Premium	Revaluation Reserve	Retained Earnings	Total Taka
Balance as at July 01, 2016	910,573,120	973,600,000	697,837,771	878,738,399	3,460,749,290
Profit for the Period	-	-	-	54,198,998	54,198,998
Balance as at December 31, 2016	910,573,120	973,600,000	697,837,771	932,937,397	3,514,948,288

### Statement of Changes in Equity

As on December 31, 2015


Particulars	Share Capital	Share Premium Account	Revaluation Reserve	Retained Earnings	Total Taka
Balance as at July 01, 2015	867,212,500	973,600,000	704,537,025	886,528,641	3,431,878,166
Profit for the Period	-	-	-	50,505,461	50,505,461
Cash Dividend	-	-	-	(63,275,025)	(63,275,025)
Balance as at December 31, 2015	867,212,500	973,600,000	704,537,025	873,759,077	3,419,108,602

Net Assets Value Per Share as on 31-12-2016


38.60

Net Assets Value Per Share as on 31-12-2015

39.43

  
Chairman

  
Managing Director

  
Director

  
Company Secretary

  
Chief Financial Officer

Dated: January 30, 2017  
Dhaka



4/4.

# Hamid Fabrics Limited


## Statement of Cash Flows

For six months ended on December 31, 2016


(Provisional & Un-Audited)


	01-07 2016 to 31-12-2016 <u>Amount in Taka</u>	01-07 2015 to 31-12-2015 <u>Amount in Taka</u>
<b>Cash Flows from Operating Activities</b>		
Cash Receipts from Customers & Others	692,144,387	936,227,689
Cash Paid to Suppliers & Others	(418,281,454)	(401,724,681)
Cash Paid to Employees	(139,685,848)	(114,488,027)
<b>Cash Generated from Operations</b>	<b>134,177,085</b>	<b>420,014,982</b>
Interest Paid	(45,919,210)	(43,896,595)
<b>Net Cash Flows from Operating Activities</b>	<b>88,257,875</b>	<b>376,118,387</b>
<b>Cash Flows from Investing Activities</b>		
Acquisition of Property, Plant and Equipment	(75,047,391)	(906,251,280)
Disposal of Machinery	5,450,000	-
Increase of/Realisation from Investment (FDR)	-	(308,206)
<b>Net Cash Flows from Investing Activities</b>	<b>(69,597,391)</b>	<b>(906,559,486)</b>
<b>Cash Flows from Financing Activities</b>		
Increase/(Decrease) in Long Term Borrowings	(15,052,555)	397,633,737
Increase in Short Term Borrowing	283,107,143	332,714,565
(Decrease) in Short Term Borrowing	(292,246,067)	(471,170,775)
<b>Net Cash Flows from Financing Activities</b>	<b>(24,191,479)</b>	<b>259,177,527</b>
<b>Net Cash Flows from Operating, Investing &amp; Financing Activities</b>	<b>(5,530,995)</b>	<b>(271,263,572)</b>
Cash and Cash Equivalent as at July 01,	26,401,619	356,154,498
<b>Cash and Cash Equivalents as at December 31,</b>	<b>20,870,624</b>	<b>84,890,926</b>
<b>Net Operating Cash Flow per Share</b>	<b>0.97</b>	<b>4.34</b>


- The Shareholders of the Company approved 15% Cash dividend for General Shareholders only in the 22nd Annual General Meeting held on December 28, 2016.
- Same Accounting Policies were followed as per Financial Statements for the year ended June 30, 2016.


  
Chairman

  
Managing Director

  
Director

  
Company Secretary

  
Chief Financial Officer



Dated: January 30, 2017  
Dhaka