


Hamid Fabrics Limited

Statement of Financial Position

As on September 30, 2017


(Provisional & Un-Audited)


	30-09-2017	30-06-2017
	Amount in Taka	Amount in Taka
ASSETS		
Non-Current Assets:		
Property, Plant and Equipment	3,388,854,782	3,422,536,810
Intangible Assets	1,774,387	1,867,776
Investment	29,805,411	29,805,411
	3,420,434,580	3,454,209,997
Current Assets:		
Trade Debtors	902,635,825	756,967,099
Advances, Deposits and Prepayments	160,891,317	119,954,173
Inventories	507,031,154	500,088,695
Cash and Cash Equivalents	9,093,875	21,032,531
	1,579,652,171	1,398,042,498
Total Assets	5,000,086,751	4,852,252,495
EQUITY AND LIABILITIES		
Shareholders' Equity:		
Share Capital	910,573,120	910,573,120
Share Premium	973,600,000	973,600,000
Revaluation Reserves	691,473,480	691,473,480
Retained Earnings	933,847,396	890,721,394
	3,509,493,996	3,466,367,994
Non-Current Liabilities:		
Loans and Borrowings - Net of Current Maturity	437,417,425	431,467,147
Lease - Net of Current Maturity	5,323,032	5,319,842
Deferred Tax Liabilities	48,003,564	48,003,564
Provision for Gratuity	38,519,185	37,674,248
	529,263,206	522,464,801
Current Liabilities:		
Loans and Borrowings - Current Maturity	155,240,948	168,514,685
Lease - Current Maturity	2,638,307	3,386,009
Short Term Loans and Borrowings	443,702,386	438,411,390
Trade Creditors	161,601,924	81,880,781
Others Payable	134,875,311	115,566,633
Income Tax Provision	63,270,673	55,660,202
	961,329,549	863,419,700
Total Shareholders' Equity and Liabilities	5,000,086,751	4,852,252,495
Net Assets Value Per Share	38.54	38.07


Chairman


Managing Director


Director


Company Secretary


Chief Financial Officer

Date: November 12, 2017
Dhaka



Hamid Fabrics Limited

Statement of Comprehensive Income
For the year ended September 30, 2017


(Provisional & Un-Audited)

	30-09-2017	30-09-2016
	Amount in Taka	Amount in Taka
Revenue	481,198,140	317,815,452
Cost of Goods Sold	(339,223,174)	(223,340,433)
Gross Profit	141,974,966	94,475,019
Operating Expenses		
Administrative Expenses	(51,915,454)	(40,527,703)
Selling and Distribution Expenses	(5,760,297)	(4,860,171)
	(57,675,751)	(45,387,874)
Operating Profit	84,299,215	49,087,145
Finance Costs	(31,977,207)	(20,160,534)
Contribution to WPPF	(2,536,824)	(1,415,614)
	(34,514,031)	(21,576,148)
	49,785,184	27,510,997
Non-Operating Income	951,289	801,284
Net Profit Before Tax	50,736,473	28,312,281
Income Tax Provision		
Provision for Current Tax	(7,610,471)	(4,246,842)
	(7,610,471)	(4,246,842)
Net Profit for the Year	43,126,002	24,065,439
Basic Earning Per Share (Par value Tk.10/=)	0.47	0.26


Chairman


Managing Director


Director


Company Secretary


Chief Financial Officer

Date: November 12, 2017
Dhaka



Hamid Fabrics Limited

Statement of Changes in Equity
As on September 30, 2017
(provisional & Un-Audited)

Particulars	Amount in Taka					
	Share Capital	Share Premium Account	Revaluation Reserve	Proposed Dividend	Retained Earnings	Total Taka
Balance as at July 01, 2017	910,573,120	973,600,000	691,473,480	-	890,721,394	3,466,367,994
Profit for the Period	-	-	-	-	43,126,002	43,126,002
Balance as at September 30, 2017	910,573,120	973,600,000	691,473,480	-	933,847,396	3,509,493,996

Statement of Changes in Equity As on September 30, 2016


Particulars	Share Capital	Share Premium Account	Revaluation Reserve	Proposed Dividend	Retained Earnings	Total Taka
Balance as at July 01, 2016	910,573,120	973,600,000	697,837,771	-	878,738,399	3,460,749,290
Profit for the Period	-	-	-	-	24,065,439	24,065,439
Balance as at September 30, 2016	910,573,120	973,600,000	697,837,771	-	902,803,838	3,484,814,729

Net Assets Value Per Share as on 30-09-2017


38.54


Net Assets Value Per Share as on 30-09-2016

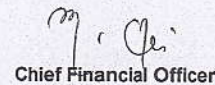
38.27


Chairman


Managing Director


Director


Company Secretary


Chief Financial Officer

Date: November 12, 2017
Dhaka



4/4.

Hamid Fabrics Limited

Statement of Cash Flows
For the year ended September 30, 2017

(Provisional & Un-Audited)


	30-09-2017 Amount in Taka	30-09-2016 Amount in Taka
Cash Flows from Operating Activities		
Cash Receipts from Customers	336,480,703	483,136,457
Cash Paid to Suppliers & Others	(234,107,697)	(317,789,389)
Cash Paid to Employees	(77,566,897)	(72,347,338)
Cash Generated from Operations	24,806,109	92,999,730
Interest Paid	(31,977,207)	(20,160,534)
Net Cash Flows from Operating Activities	(7,171,098)	72,839,196
Cash Flows from Investing Activities		
Acquisition of Property, Plant and Equipment	(1,990,583)	(37,140,034)
Net Cash Flows from Investing Activities	(1,990,583)	(37,140,034)
Increase/(Decrease) in Long Term Borrowings	(8,067,971)	(6,592,155)
Increase in Short Term Borrowing	443,702,386	268,356,394
(Decrease) in Short Term Borrowing	(438,411,390)	(292,246,067)
Net Cash Flows from Financing Activities	(2,776,975)	(30,481,828)
Net Cash Flows from Operating, Investing & Financing Activities	(11,938,656)	5,217,334
Opening Cash and Cash Equivalent	21,032,531	26,401,619
Closing Cash and Cash Equivalents	9,093,875	31,618,953
Net Operating Cash Flow per Share	(0.08)	0.80

Notes to Accounts:-

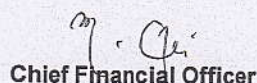
- i) Same Accounting Policies were followed as per Financial Statements for the year ended June 30, 2017.


Chairman


Managing Director


Director


Company Secretary


Chief Financial Officer

Date: November 12, 2017
Dhaka

