



Hamid Fabrics Limited
Statement of Financial Position
As on September 30, 2019
(Provisional & Un-Audited)

	30-09-2019 Amount in Taka	30-06-2019 Amount in Taka
ASSETS		
Non-Current Assets:		
Property, Plant and Equipment	3,160,004,166	3,190,906,221
Intangible Assets	956,300	1,195,375
Investment	35,502,620	35,502,620
	3,196,463,086	3,227,604,216
Current Assets:		
Trade Debtors	1,052,315,187	937,247,349
Advances, Deposits and Prepayments	180,313,355	120,594,101
Inventories	540,447,714	539,878,303
Cash and Cash Equivalents	13,350,905	11,613,081
	1,786,427,161	1,609,332,834
Total Assets	4,982,890,247	4,836,937,050
EQUITY AND LIABILITIES		
Shareholders' Equity:		
Share Capital	910,573,120	910,573,120
Share Premium	973,600,000	973,600,000
Revaluation Reserves	679,683,631	679,683,631
Retained Earnings	1,118,199,286	1,088,194,234
	3,682,056,037	3,652,050,985
Non-Current Liabilities:		
Loans and Borrowings - Net of Current Maturity	53,552,472	92,454,724
Deferred Tax Liabilities	83,099,472	76,990,808
Provision for Gratuity	49,979,646	48,284,451
	186,631,590	217,729,983
Current Liabilities:		
Loans and Borrowings - Current Maturity	254,212,700	228,771,399
Lease - Current Maturity	1,290,587	2,375,132
Short Term Loans and Borrowings	390,640,181	357,985,694
Trade Creditors	185,853,310	133,140,748
Others Payable	176,033,240	145,083,515
Income Tax Provision	106,172,602	99,799,594
	1,114,202,620	967,156,082
Total Shareholders' Equity and Liabilities	4,982,890,247	4,836,937,050
Net Assets Value Per Share	40.44	40.11


Chairman


Company Secretary


Managing Director (CC)


Director



Chief Financial Officer

Dated: Dhaka,
November 13, 2019





Hamid Fabrics Limited
Statement of Profit or Loss and Other Comprehensive Income
For the quarter ended on September 30, 2019
(Provisional & Un-Audited)

	1-7-2019 to 30-09-2019 Amount in Taka	1-7-2018 to 30-09-2018 Amount in Taka
Revenue	440,366,901	387,831,293
Cost of Goods Sold	(313,430,021)	(268,289,655)
Gross Profit	126,936,880	119,541,638
Operating Expenses		
Administrative Expenses	(49,912,945)	(45,242,640)
Selling and Distribution Expenses	(6,713,143)	(5,007,999)
	(56,626,088)	(50,250,639)
Operating Profit	70,310,793	69,290,999
Finance Costs	(26,488,370)	(28,731,502)
Contribution to WPPF	(2,124,336)	(1,981,842)
	(28,612,706)	(30,713,344)
	41,698,087	38,577,655
Non-Operating Income	788,636	1,059,178
Net Profit Before Tax	42,486,723	39,636,833
Income Tax Provision		
Provision for Current Tax	(6,373,008)	(5,945,525)
Provision for Deferred Tax	(6,108,664)	-
	(12,481,672)	(5,945,525)
Net Profit for the period	30,005,051	33,691,308
Basic Earning Per Share (Par value Tk.10/=)	0.33	0.37


Chairman


Managing Director (CC)


Director


Company Secretary


Chief Financial Officer

Dated: Dhaka,
November 13, 2019



Hamid Fabrics Limited

Statement of Changes in Equity

As on September 30, 2019
(Provisional & Un-Audited)

Amount in Taka

Particulars	Share Capital	Share Premium Account	Revaluation Reserve	Retained Earnings	Total Taka
Balance as at July 01, 2019	910,573,120	973,600,000	679,683,630	1,088,194,234	3,652,050,984
Profit for the Period	-	-	-	30,005,051	30,005,051
Balance as at September 30, 2019	910,573,120	973,600,000	679,683,630	1,118,199,285	3,682,056,035

Statement of Changes in Equity

As on September 30, 2018

Amount in Taka


Particulars	Share Capital	Share Premium Account	Revaluation Reserve	Retained Earnings	Total Taka
Balance as at July 01, 2018	910,573,120	973,600,000	685,427,404	1,013,168,740	3,582,769,264
Profit for the Period	-	-	-	33,691,308	33,691,308
Balance as at September 30, 2018	910,573,120	973,600,000	685,427,404	1,046,860,048	3,616,460,572

Net Assets Value Per Share as on 30-09-2019


40.44

Net Assets Value Per Share as on 30-09-2018

39.72


Chairman


Managing Director (CC)


Director


Company Secretary


Chief Financial Officer

Dated : Dhaka,
November 13, 2019



4/4.

Hamid Fabrics Limited
Statement of Cash Flows
For the quarter ended on September 30, 2019
(Provisional & Un-Audited)



	1-7-2019 to 30-09-2019 Amount in Taka	1-7-2018 to 30-09-2018 Amount in Taka
Cash Flows from Operating Activities		
Cash Receipts from Customers	326,087,700	653,318,230
Cash Paid to Suppliers and Employees	(310,858,561)	(474,778,979)
Cash Generated from Operations	15,229,139	178,539,251
Income Tax Paid	(4,225,365)	(6,352,848)
Interest Paid	(26,488,370)	(32,697,616)
Net Cash Flows from Operating Activities	(15,484,596)	139,488,787
Cash Flows from Investing Activities		
Acquisition of Property, Plant and Equipment	(886,572)	(1,788,182)
(Addition)/Realization of Investment (FDR)	-	-
Net Cash Flows from Investing Activities	(886,572)	(1,788,182)
Cash Flows from Financing Activities		
(Decrease)/Increase in Long Term Borrowings	(14,545,496)	(30,608,182)
Increase in Short Term Borrowing	390,640,181	396,923,961
(Decrease) in Short Term Borrowing	(357,985,694)	(505,771,478)
Net Cash Flows from Financing Activities	18,108,991	(139,455,699)
Net Cash Flows from Operating, Investing & Financing Activities	1,737,823	(1,755,094)
Opening Cash and Cash Equivalent	11,613,081	9,134,190
Closing Cash and Cash Equivalents	13,350,904	7,379,096
Net Operating Cash Flow per Share	(0.17)	1.53

Notes to Accounts:-



- i) Same Accounting Policies were followed as per Financial Statements for the year ended June 30, 2019.
- ii) Reconciliation of net income with cash flows from operating activities .

Cash flows from operating activities

	Amount in Taka	Amount in Taka
Net Profit :	30,005,051	33,691,308
Add: Depreciation	31,788,624	33,811,269
Total	61,793,674	67,502,577
Changes in non cash item and others	(77,278,270)	71,986,210
Net Cash Flow from operating activities	(15,484,596)	139,488,787


Chairman

Company Secretary


Managing Director (CC)


Director

Chief Financial Officer

Dated: Dhaka,
November 13, 2019

