





Hamid Fabrics Limited
Statement of Financial Position
As on December 31, 2019
(Provisional & Un-Audited)


	<u>31-12-2019</u>	<u>30-06-2019</u>
	Amount in Taka	Amount in Taka
ASSETS		
Non-Current Assets:		
Property, Plant and Equipment	3,129,502,924	3,190,906,221
Intangible Assets	1,075,837	1,195,375
Investment	35,502,620	35,502,620
	3,166,081,381	3,227,604,216
Current Assets:		
Trade Debtors	1,074,958,237	937,247,349
Advances, Deposits and Prepayments	144,764,391	120,594,101
Inventories	548,581,612	539,878,303
Cash and Cash Equivalents	9,326,995	11,613,081
	1,777,631,235	1,609,332,834
Total Assets	<u>4,943,712,616</u>	<u>4,836,937,050</u>
EQUITY AND LIABILITIES		
Shareholders' Equity:		
Share Capital	910,573,120	910,573,120
Share Premium	973,600,000	973,600,000
Revaluation Reserves	679,683,631	679,683,631
Retained Earnings	1,142,741,230	1,088,194,234
	3,706,597,981	3,652,050,985
Non-Current Liabilities:		
Loans and Borrowings - Net of Current Maturity	53,552,472	92,454,724
Deferred Tax Liabilities	86,815,202	76,990,808
Provision for Gratuity	51,303,144	48,284,451
	191,670,818	217,729,983
Current Liabilities:		
Loans and Borrowings - Current Maturity	204,482,115	228,771,399
Lease - Current Maturity	509,128	2,375,132
Short Term Loans and Borrowings	382,627,610	357,985,694
Trade Creditors	182,909,463	133,140,748
Others Payable	163,756,251	145,083,515
Income Tax Provision	111,159,250	99,799,594
	1,045,443,817	967,156,082
Total Shareholders' Equity and Liabilities	<u>4,943,712,616</u>	<u>4,836,937,050</u>
Net Assets Value Per Share	<u>40.71</u>	<u>40.11</u>


Chairman


Managing Director


Director


Company Secretary


Chief Financial Officer

Dated: Dhaka,
January 29, 2020



Hamid Fabrics Limited
Statement of Profit or Loss and Other Comprehensive Income
For the Second Quarter ended on December 31, 2019
(Provisional & Un-Audited)

	01-07-2019 to 31-12-2019 Amount in Taka	01-07-2018 to 31-12-2018 Amount in Taka	01-10-2019 to 31-12-2019 Amount in Taka	01-10-2018 to 31-12-2018 Amount in Taka
Revenue	961,079,504	822,510,035	520,712,602	434,678,742
Cost of Goods Sold	(701,052,870)	(594,923,560)	(387,622,849)	(326,633,906)
Gross Profit	260,026,634	227,586,475	133,089,753	108,044,836
Operating Expenses				
Administrative Expenses	(110,956,943)	(90,908,648)	(61,043,998)	(45,666,007)
Selling and Distribution Expenses	(12,295,964)	(10,019,317)	(5,582,821)	(5,011,318)
	(123,252,907)	(100,927,965)	(66,626,819)	(50,677,325)
Operating Profit	136,773,727	126,658,510	66,462,934	57,367,511
Finance Costs	(58,969,168)	(52,324,359)	(32,480,798)	(23,592,857)
Contribution to WPPF	(3,786,552)	(3,657,057)	(1,662,216)	(1,675,216)
	(62,755,720)	(55,981,416)	(34,143,014)	(25,268,073)
	74,018,007	70,677,094	32,319,920	32,099,439
Non-Operating Income	1,713,038	2,464,051	924,402	1,404,873
Net Profit Before Tax	75,731,045	73,141,145	33,244,322	33,504,312
Income Tax Provision				
Provision for Current Tax	(11,359,657)	(10,239,760)	(4,986,648)	(4,624,502)
Provision for Deferred Tax	(9,824,394)	(1,945,302)	(3,715,730)	(1,615,035)
	(21,184,051)	(12,185,062)	(8,702,378)	(6,239,537)
Net Profit	54,546,995	60,956,083	24,541,944	27,264,774
Other Comprehensive Income	-	-	-	-
	-	-	-	-
Total Comprehensive Income	54,546,995	60,956,083	24,541,944	27,264,774
Basic Earning Per Share (Par value Tk.10/=)	0.60	0.67	0.27	0.30

Chairman

Managing Director

Director

Company Secretary

Chief Financial Officer

Dated: Dhaka,
January 29, 2020



Hamid Fabrics Limited

Statement of Changes in Equity

As on December 31, 2019

(Provisional & Un-Audited)

Amount in Taka

Particulars	Share Capital	Share Premium Account	Revaluation Reserve	Retained Earnings	Total Taka
Balance as at July 01, 2019	910,573,120	973,600,000	679,683,631	1,088,194,235	3,652,050,986
Profit for the period	-	-	-	54,546,995	54,546,995
Balance as at December 31, 2019	910,573,120	973,600,000	679,683,631	1,142,741,230	3,706,597,981

Statement of Changes in Equity

As on December 31, 2018

Amount in Taka

Particulars	Share Capital	Share Premium Account	Revaluation Reserve	Retained Earnings	Total Taka
Balance as at July 01, 2018	910,573,120	973,600,000	691,473,480	890,721,394	3,466,367,993
Profit for the period	-	-	-	92,944,957	92,944,957
Balance as at December 31, 2018	910,573,120	973,600,000	691,473,480	983,666,351	3,559,312,951

Net Assets Value Per Share as on 31-12-2019

40.71

Net Assets Value Per Share as on 31-12-2018

39.09

[Signature]
Chairman

[Signature]
Managing Director

[Signature]
Director

[Signature]
Company Secretary

[Signature]
Chief Financial Officer



Dated: Dhaka,
January 29, 2020

4/4.

Hamid Fabrics Limited
Statement of Cash Flows
For the Second Quarter ended on December 31, 2019
(Provisional & Un-Audited)

	01-07-2019 to 31-12-2019 <u>Amount in Taka</u>	01-07-2018 to 31-12-2018 <u>Amount in Taka</u>
Cash Flows from Operating Activities		
Cash Receipts from Customers	825,081,654	1,132,754,687
Cash Paid to Suppliers and Employees	(717,592,217)	(868,607,906)
Cash Generated from Operations	107,489,438	264,146,781
Income Tax Paid	(7,565,200)	(9,706,968)
Interest Paid	(59,617,489)	(56,290,573)
Net Cash Flows from Operating Activities	40,306,749	198,149,240
Cash Flows from Investing Activities		
Acquisition of Property, Plant and Equipment	(2,177,211)	(2,309,941)
Disposal of Property, Plant and Equipment	-	-
(Addition)/Realisation of Investment (FDR)	-	(1,549,300)
Net Cash Flows from Investing Activities	(2,177,211)	(3,859,241)
Cash Flows from Financing Activities		
(Decrease)/Increase in Long Term Borrowings	(65,057,540)	(68,461,432)
Increase in Short Term Borrowing	382,627,610	387,590,973
(Decrease) in Short Term Borrowing	(357,985,694)	(505,771,478)
Net Cash Flows from Financing Activities	(40,415,624)	(186,641,937)
Net Cash Flows from Operating, Investing & Financing Activities	(2,286,086)	7,648,062
Opening Cash and Cash Equivalent	11,613,081	9,134,190
Closing Cash and Cash Equivalents	9,326,995	16,782,252
Net Operating Cash Flow per Share	0.44	2.18

Notes to Accounts:-

- i) The Shareholders of the Company approved 10% cash dividend for General Shareholders only in the 25th Annual General Meeting held on December 29, 2019.
- ii) Same Accounting Policies were followed as per Financial Statements for the year ended June 30, 2019.
- iii) Reconciliation of net income with cash flows from operating activities:

Cash flows from operating activities

Net Profit :	54,546,995	60,956,083
Add: Depreciation	63,580,508	67,689,999
Total	118,127,502	128,646,082
Changes in non cash item and others	(77,820,753)	69,503,158
Net Cash Flow from operating activities	40,306,749	198,149,240

Chairman

Managing Director

Director

Company Secretary

Chief Financial Officer

Dated: Dhaka,
January 29, 2020

