



**Hamid Fabrics Limited**  
**Statement of Financial Position**  
 As on December 31, 2020  
 (Provisional & Un-Audited)

	31-12-2020 Amount in Taka	30-06-2020 Amount in Taka
<b>ASSETS</b>		
<b>Non-Current Assets:</b>		
Property, Plant and Equipment	3,008,733,149	3,066,935,558
Intangible Assets	848,716	956,300
Investment	37,321,902	37,321,902
	<b>3,046,903,767</b>	<b>3,105,213,760</b>
<b>Current Assets:</b>		
Trade Debtors	843,650,475	812,192,341
Advances, Deposits and Prepayments	229,619,240	234,338,295
Inventories	597,087,487	598,011,523
Cash and Cash Equivalents	7,474,878	9,722,764
	<b>1,677,832,080</b>	<b>1,654,264,923</b>
<b>Total Assets</b>	<b>4,724,735,847</b>	<b>4,759,478,683</b>
<b>EQUITY AND LIABILITIES</b>		
<b>Shareholders' Equity:</b>		
Share Capital	910,573,120	910,573,120
Share Premium	973,600,000	973,600,000
Revaluation Reserves	674,227,047	674,227,047
Retained Earnings	999,260,063	1,087,372,765
	<b>3,557,660,230</b>	<b>3,645,772,932</b>
<b>Non-Current Liabilities:</b>		
Deferred Tax Liabilities	103,847,712	96,971,991
Provision for Gratuity	56,278,061	53,713,963
	<b>160,125,773</b>	<b>150,685,954</b>
<b>Current Liabilities:</b>		
Loans and Borrowings - Current Maturity	229,788,253	224,555,131
Short Term Loans and Borrowings	501,201,972	444,090,981
Trade Creditors	74,388,471	91,953,979
Others Payable	105,927,546	109,941,890
Income Tax Provision	95,643,602	92,477,817
	<b>1,006,949,844</b>	<b>963,019,798</b>
<b>Total Shareholders' Equity and Liabilities</b>	<b>4,724,735,847</b>	<b>4,759,478,683</b>
<b>Net Assets Value Per Share</b>	<b>39.07</b>	<b>40.04</b>

  
 Chairman

  
 Managing Director

  
 Director

  
 Company Secretary


  
 Chief Financial Officer




Dated: Dhaka,  
 January 27, 2021

**Hamid Fabrics Limited**  
**Statement of Profit or Loss and Other Comprehensive Income**  
For the Second Quarter ended on December 31, 2020  
(Provisional & Un-Audited)

	01-07-2020 to 31-12-2020 Amount in Taka	01-07-2019 to 31-12-2019 Amount in Taka	01-10-2020 to 31-12-2020 Amount in Taka	01-10-2019 to 31-12-2019 Amount in Taka
<b>Revenue</b>	532,261,179	961,079,504	276,097,777	520,712,602
Cost of Goods Sold	(447,685,215)	(701,052,870)	(233,608,555)	(387,622,849)
<b>Gross Profit</b>	84,575,963	260,026,634	42,489,222	133,089,753
<b>Operating Expenses</b>				
Administrative Expenses	(111,147,247)	(110,956,943)	(60,144,653)	(61,043,998)
Selling and Distribution Expenses	(7,843,167)	(12,295,964)	(2,471,263)	(5,582,821)
	<u>(118,990,415)</u>	<u>(123,252,907)</u>	<u>(62,615,915)</u>	<u>(66,626,819)</u>
<b>Operating Profit</b>	(34,414,451)	136,773,727	(20,126,693)	66,462,934
Finance Costs	(44,814,099)	(58,969,168)	(28,872,128)	(32,480,798)
Contribution to WPPF	-	(3,786,552)	-	(1,662,216)
	<u>(44,814,099)</u>	<u>(62,755,720)</u>	<u>(28,872,128)</u>	<u>(34,143,014)</u>
	(79,228,550)	74,018,007	(48,998,821)	32,319,920
Non-Operating Income	1,157,354	1,713,038	521,604	924,402
<b>Profit/(Loss) Before Tax</b>	(78,071,196)	75,731,045	(48,477,217)	33,244,322
<b>Income Tax Provision</b>				
Provision for Current Tax	(3,165,785)	(11,359,657)	(1,643,501)	(4,986,648)
Provision for Deferred Tax	(6,875,721)	(9,824,394)	(2,976,517)	(3,715,730)
	<u>(10,041,506)</u>	<u>(21,184,051)</u>	<u>(4,620,018)</u>	<u>(8,702,378)</u>
<b>Net Profit/ (Loss)</b>	<u>(88,112,702)</u>	<u>54,546,995</u>	<u>(53,097,235)</u>	<u>24,541,944</u>
<b>Basic Earning Per Share</b> (Par value Tk.10/=)	<u>(0.97)</u>	<u>0.60</u>	<u>(0.58)</u>	<u>0.27</u>

  
Chairman

  
Managing Director

  
Director

  
Company Secretary

  
Chief Financial Officer

Dated: Dhaka,  
January 27, 2021



**Hamid Fabrics Limited**  
**Statement of Changes in Equity**  
 As on December 31, 2020  
 (Provisional & Un-Audited)

Amount in Taka

Particulars	Share Capital	Share Premium Account	Revaluation Reserve	Retained Earnings	Total
Balance as at July 01, 2020	910,573,120	973,600,000	674,227,047	1,087,372,765	3,645,772,932
Profit for the period	-	-	-	(88,112,702)	(88,112,702)
Balance as at December 31, 2020	910,573,120	973,600,000	674,227,047	999,260,063	3,557,660,230

**Statement of Changes in Equity**  
 As on December 31, 2019

Amount in Taka

Particulars	Share Capital	Share Premium Account	Revaluation Reserve	Retained Earnings	Total
Balance as at July 01, 2019	910,573,120	973,600,000	679,683,631	1,088,194,235	3,652,050,986
Profit for the period	-	-	-	54,546,995	54,546,995
Balance as at December 31, 2019	910,573,120	973,600,000	679,683,631	1,142,741,230	3,706,597,981

Net Assets Value Per Share as on 31-12-2020


39.07

Net Assets Value Per Share as on 31-12-2019

40.71

  
 Chairman

  
 Managing Director

  
 Director

  
 Company Secretary

  
 Chief Financial Officer

Dated: Dhaka,  
 January 27, 2021



4/4.

**Hamid Fabrics Limited**  
**Statement of Cash Flows**  
For the Second Quarter ended on December 31, 2020  
(Provisional & Un-Audited)


	<u>01-07-2020 to</u> <u>31-12-2020</u>	<u>01-07-2019 to</u> <u>31-12-2019</u>
	<u>Amount in Taka</u>	<u>Amount in Taka</u>
<b>Cash Flows from Operating Activities</b>		
Cash Receipts from Customers	501,960,399	825,081,654
Cash Paid to Suppliers and Employees	(511,644,832)	(717,592,217)
Cash Generated from Operations	<b>(9,684,433)</b>	<b>107,489,438</b>
Income Tax Paid	(3,538,834)	(7,565,200)
Interest Paid	(49,727,193)	(59,617,489)
<b>Net Cash Flows from Operating Activities</b>	<b>(62,950,459)</b>	<b>40,306,749</b>
<b>Cash Flows from Investing Activities</b>		
Acquisition of Property, Plant and Equipment	(1,641,540)	(2,177,211)
<b>Net Cash Flows from Investing Activities</b>	<b>(1,641,540)</b>	<b>(2,177,211)</b>
<b>Cash Flows from Financing Activities</b>		
(Decrease)/Increase in Long Term Borrowings	5,233,122	(65,057,540)
Increase in Short Term Borrowing	501,201,972	382,627,610
(Decrease) in Short Term Borrowing	(444,090,981)	(357,985,694)
<b>Net Cash Flows from Financing Activities</b>	<b>62,344,113</b>	<b>(40,415,624)</b>
<b>Net Cash Flows from Operating, Investing &amp; Financing Activities</b>	<b>(2,247,886)</b>	<b>(2,286,086)</b>
Opening Cash and Cash Equivalent	9,722,764	11,613,081
<b>Closing Cash and Cash Equivalents</b>	<b>7,474,878</b>	<b>9,326,995</b>
<b>Net Operating Cash Flow per Share</b>	<b>(0.69)</b>	<b>0.44</b>

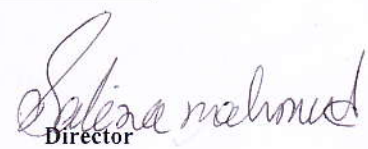
**Notes to Accounts:-**

- i) The Shareholders of the Company approved 10% cash dividend for General Shareholders only in the 26th Annual General Meeting held on December 26, 2020.
- ii) Same Accounting Policies were followed as per Financial Statements for the year ended June 30, 2020.
- iii) Revenue has reduced to Tk. 532.26 million from previous year of Tk. 961.08 million mainly due to COVID- 19 pandemic. As a result, profitability during the quarter has affected significantly.
- iv) Reconciliation of net income with cashflows from operating activities:

<u>Cash flows from operating activities</u>		
Net Profit/(Loss) :	(88,112,702)	54,546,995
Add: Depreciation	59,843,949	63,580,508
<b>Total</b>	<b>(28,268,753)</b>	<b>118,127,502</b>
Changes in non cash item and others	(34,681,706)	(77,820,753)
<b>Net Cash Flow from operating activities</b>	<b>(62,950,459)</b>	<b>40,306,749</b>

  
Chairman

  
Managing Director

  
Director

  
Company Secretary

  
Chief Financial Officer

Dated: Dhaka,  
January 27, 2021

